

InfoViz Research Project

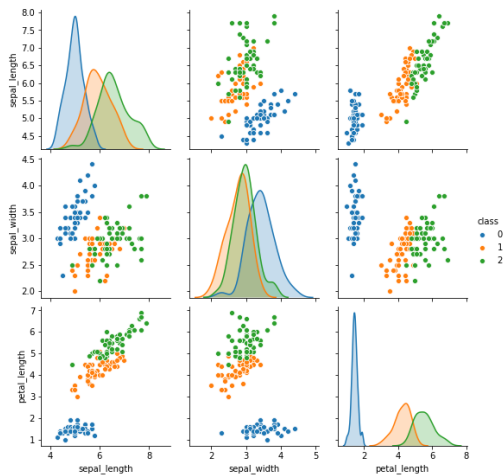
Information Visualization & Visual Analytics

InfoViz is a research project funded by the Knowledge Foundation and Mid Sweden University. The project's most important aims are to help **the industry** and **the community** by understanding their needs and to increase the research know-how.

Please have a look inside to find out more!

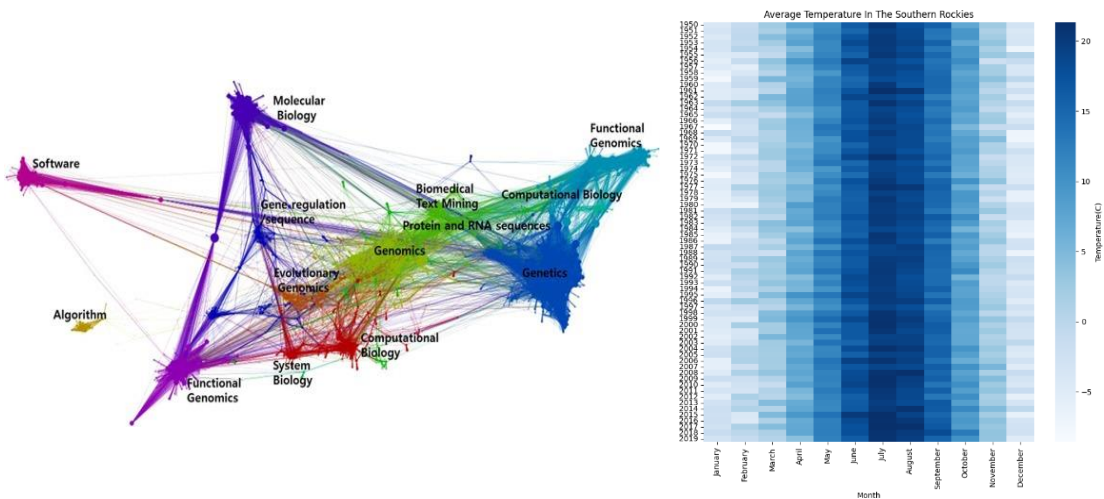
What is information visualization?

Information visualization aims to show the trends in the data for better decision making and to gain insight about the topic or data at hand. It mainly focuses on abstract data which does not have a direct spatial meaning.



Visual analytics makes use of information (or scientific) visualization to analyze large datasets with statistical analyses. It is mainly used in sense making.

The visualizations can show either relationships between different data points or the change rate in time.



The resulting visualizations generally provide valuable **insight** for the topic of research.

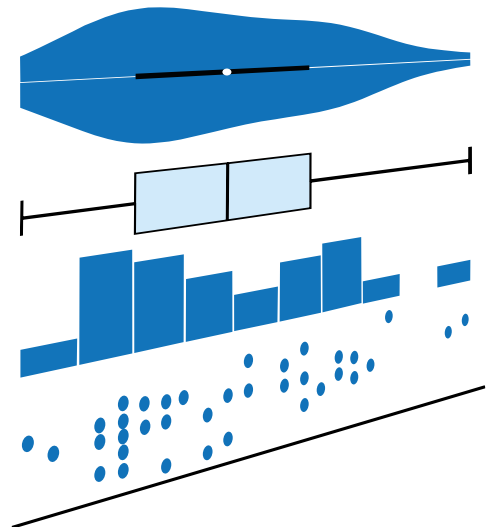
How will the InfoViz project help me?

The InfoViz project aims to support the industry and the community in Västernorrland and Jämtland in terms of research and education. More specifically, the goals are:

- to help the industry and the community by **understanding the data visualization needs** and increasing collaborations,
- to increase the **research know-how** for InfoVis and VA at MIUN and in the region, and
- to help **develop new courses** at the university and **train** new visualization experts.

To accomplish these goals, we aim to organize events such as;

- presentations on Information Visualization and Visual Analytics to inform about its possibilities, and
- workshops to gather community needs and identify research interests.



Your comments and input will be most useful in this process. Please contact emin.zerman@miun.se if you have questions, comments, requests, or feedback.



Mittuniversitetet

MID SWEDEN UNIVERSITY

Knowledge Foundation

Our research at Mid Sweden University focuses on
Information Visualization and Visual Analytics
of *any kind of data*.

We would love to hear from you. Please contact us if you
have any comments, question, or feedback.

InfoViz page
at miun.se



Contact us for more information!

Dr. Emin Zerman (Emin.Zerman@miun.se)

Prof. Mårten Sjöström (Marten.Sjostrom@miun.se)

www.miun.se/infviz